

CLAMP-RAIL®

*Universal Bed Lever / Side Grab Rail
designed for adjustable beds*

available directly from the manufacturer at:

www.rails-for-adjustable-beds.com

HEIGHT-ADJUSTABLE UNIVERSAL SIDE GRAB RAIL / BED LEVER *“the original and best” - support rail designed specifically for adjustable beds*

ORWOODS are specialist manufacturers of all types and styles of adjustable beds designed for the private home environment, including the widest variety of standard dimension and high-low specifications available as well as full custom-build solutions.

Working closely over the years with healthcare professionals, in the course of our bed manufacture involving direct assessment and observation of bed users with all types of independent living challenges, we identified the need for the development of a special versatile type of side grab rail / bed lever - a rail to be designed precisely to satisfy the particular needs of bed users whilst at the same time accommodating the particular characteristics and moving mechanism parts of adjustable profiling beds.

The result is the **CLAMP-RAIL®** universal side grab rail: a neat and compact device which does not interfere with any mechanical moving parts of the bed, a rail which remains anchored dependably in place however the user may be moving / wherever their weight is in relation to the rail, and a rail which does not constitute or result in any kind of additional tripping hazard or obstacle at floor level.



“The simplest solutions are the best!”

The sturdy universal rail is self-evidently a straightforward tough and dependable device which brings solid-fixed security and confidence to the user's bedside - a simple neat and elegant solution to a very common bedside problem.

Ultra slim-line fitting

The rail is held in place by a strong shaped steel clamp-plate which fits snugly around the front of the rail tubes.


This achieves an extremely compact 25mm smallest-possible addition to overall bed width for a rail device, ensuring there is no clumsy protrusion / obstacle to walk into; this feature can also be invaluable when space around a bed is limited, for example where the bed is to fit in between other bedroom furniture such as bedside drawers or fitted wardrobes.

*Patents Pending Refs: GB1805822.2 & GB1817442.5
International Registered Design Rights refs pending*



Variable height fitting

The rail can be fitted at any height within the clamp to suit user requirements.

CLAMP-RAIL® is 100% made in GB! 

“The only universal low-cost grab rail support suitable for all common types of adjustable bed”

CLAMP-RAIL® is manufactured by:

ORWOOD
MOBILITY MANUFACTURING
www.orwood.co.uk

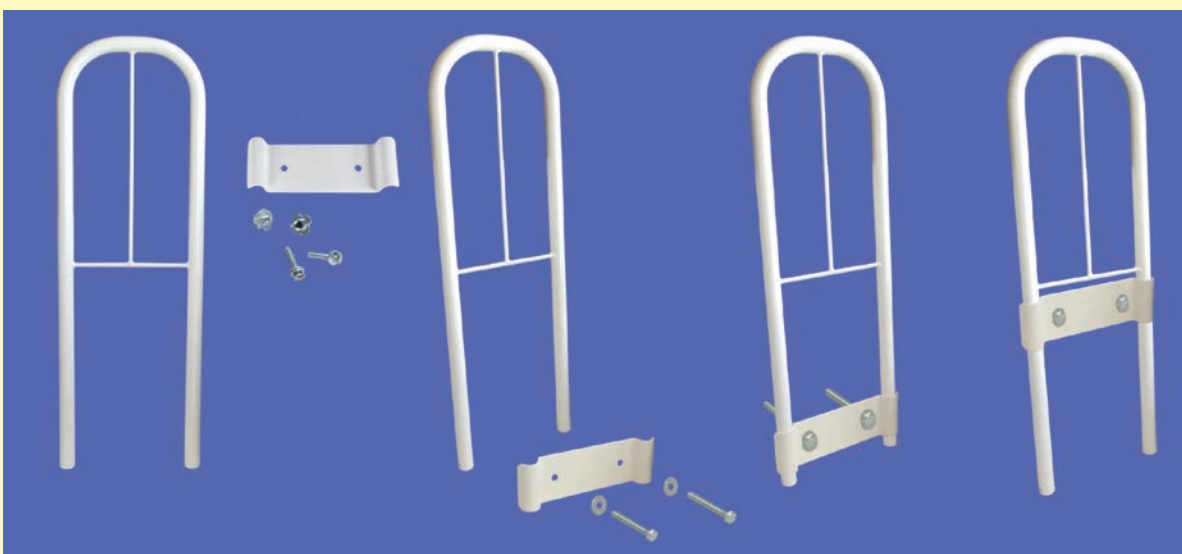
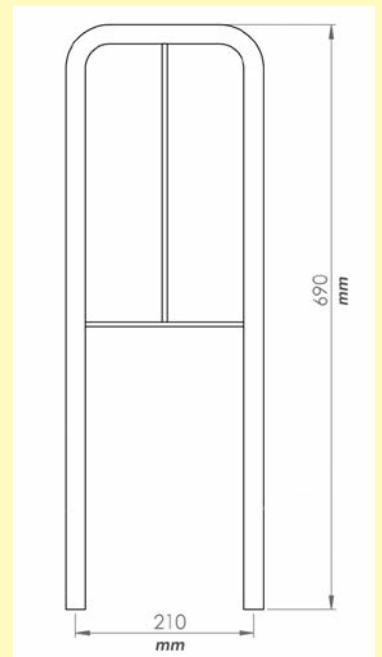
*Specialist manufacturers of electrically adjustable
profiling beds, high-low beds & related accessories*



Adjustable bed problems which the universal bed rail overcomes:

- **CLAMP-RAIL®** is attached by solid bolt fixings which anchor the device securely to the bedside - bolt-fixing is quite simply *the* most secure fixing possible for attaching any rail to any standard wooden-framed bedside (requires drilling).
- The bolt fixings ensure that the device is locked permanently in place as the bed is used and the profiling action raised, wherever the user is positioned on the bed; bolt-fixings also ensure that no part of the moving bed mechanism are in any way impeded or interfered with.

- The uniquely extended height of the rail means that the rail is always reachable for normal bed use when fitted to maximum height - including when the upper body section of the adjustable bed action is raised; the rail can however also be fixed at any lower height within the clamp arrangement to suit user needs.
- Rail is fully compatible with high-low bed mechanisms on beds both where the bed base remains at floor level and where the bed base itself goes up and down on the high-low mechanism.
- Close slim-line fitting adds minimal extra width to the bed base, ensuring maximum versatility where a bed is to be situated near or in between eg fitted bedroom furniture.
- Neat compact fixing direct to bedside minimises clutter and obstacles around the bedside and floor area near to where user stands - no floor attachments means the rail presents no tripping hazard for bed user.



RAIL KITS include:

*U-rail, metal clamp plate, bolts, washers and T-nuts for fixing, ply template / backing plate for drilling and full fitting instructions**

(also available as PDF download from website)*



Manufacturer registered with:



MEDICINES &
HEALTHCARE PRODUCTS
REGULATORY AGENCY

MHRA Public Access Database



MEMBER OF THE FEDERATION
OF SMALL BUSINESSES



Lincolnshire
Chamber of
Commerce

